



 **aebi**  
a brand of aebi schmidt

# TT 241+ / TT 281+

Slope tractor



The two large Terratrak models are extremely powerful yet maneuverable and can be used safely on any slope. The powerful front linkage is fitted as standard with hydraulic implement relief, side shift and vibration damping for greater safety and driving comfort.

## Highlights

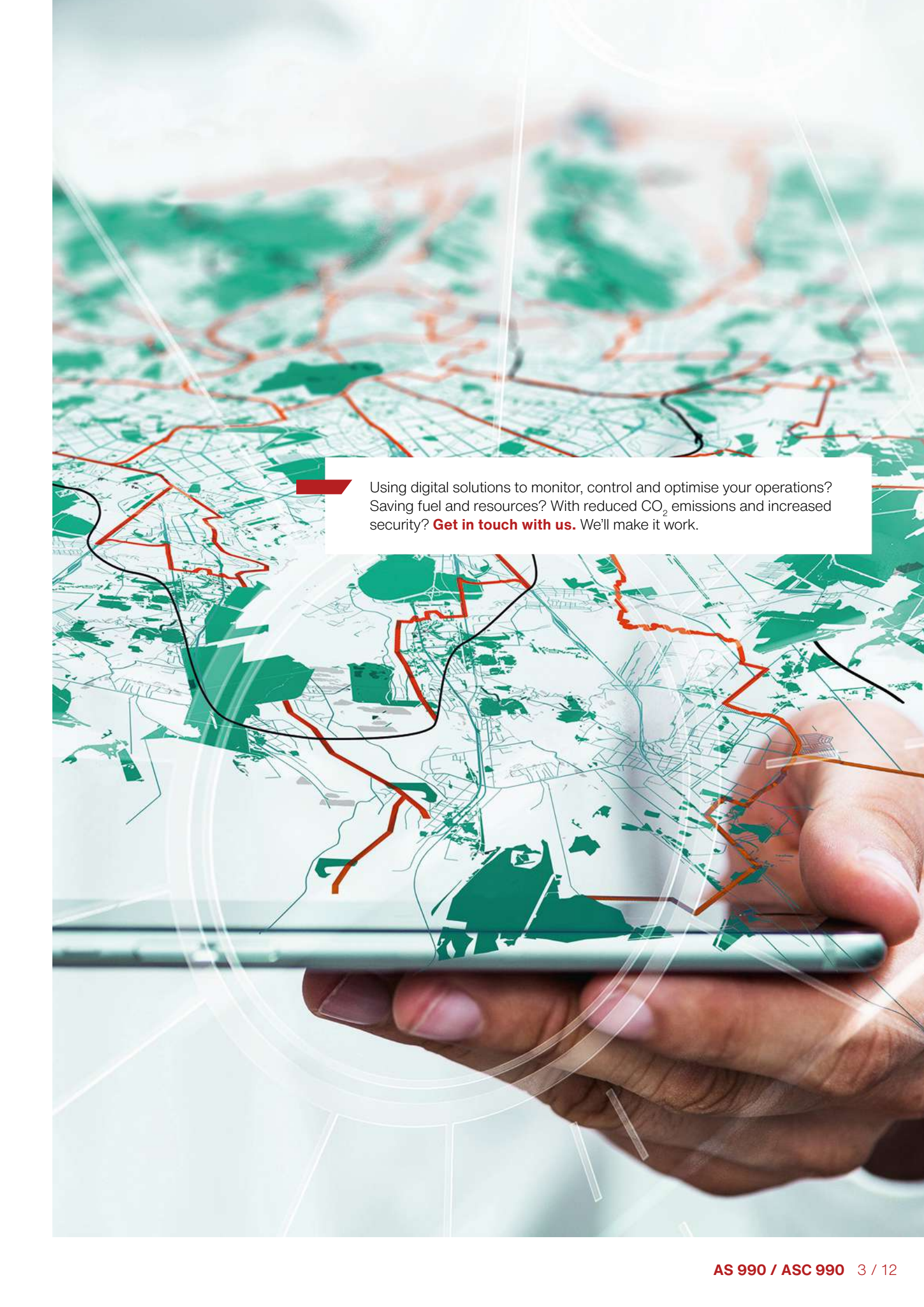
- Stepless travel with **powerful hydrostatic travel drive** and **Automatic Drive Control (ADC)** in work mode
- Powerful lift units with **2 000 kg (front) and 1 800 kg (rear) lifting capacity**
- Efficient and stress-free operation thanks to **simple and logical operating concept**
- Ideal for demanding applications in **agriculture**, as well as **municipal applications**

## Your benefits

- **Safety:** Low center of gravity and low curb weight for safe driving in challenging terrain.
- **Ecological:** Economical, clean diesel engine with ECO-Drive function for lower fuel consumption
- **Driving and operating comfort:** Convenient operation with precisely selectable working speed via TipTronic, ergonomic drive lever and spacious cab with automatic air conditioning
- **Productivity:** Outstanding maneuverability with a turning circle of only 3.3 m and automated work sequences for superior area performance.
- **Soil protection:** Wide low-pressure tires and the proven all-wheel steering system prevent soil compaction and protect the turf
- **Year-round use:** Wide range of attachments for summer and winter service

We know how important it is that your machines and equipment are always ready to deploy. **Get in touch with us** about our range of tailored services and original spare parts.





Using digital solutions to monitor, control and optimise your operations? Saving fuel and resources? With reduced CO<sub>2</sub> emissions and increased security? **Get in touch with us.** We'll make it work.

## Performance features

### Driving characteristics

**Stepless travel drive:** The travel speed is controlled steplessly and optionally via the travel lever or the foot pedal. The hydrostatic travel drive creates a permanent frictional connection between the engine and wheels and allows the vehicle to maneuver safely and precisely - even on extreme slopes.

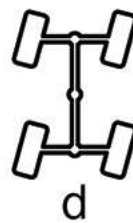
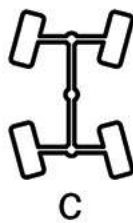
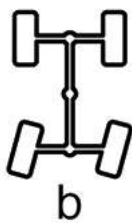
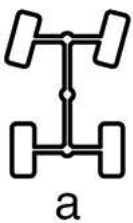


**Terrain adaptation:** The front axle can twist in relation to the rear axle. This twisting enables precise adaptation of the attachments to the terrain.

**Balanced weight distribution:** Both Terratrak models distribute their weight evenly over all wheels. This increases slope capability, protects the soil and reduces tire wear.



**Four steering modes:** At the push of a button, you can switch between front (a), rear (b), all-wheel (c) and crab steering (d) while driving. From a driving speed of 25 km/h, the Terratrak automatically switches to front steering.



**Torsen / T-Traction:** The Torsen longitudinal differential provides a permanently acting compensation of the drive torque to all four wheels. This protects the drive components and wheels, as well as the ground and turf.

**Automatic Drive Control (ADC):** ADC automatically controls the maximum feed rate of the attachment. The engine thus always rotates in the optimum speed range to save fuel.

**ECO-Drive:** The engine speed is reduced while the speed remains unchanged. This results in lower fuel consumption and the noise level is reduced.

**Travel programs:** The four travel programs allow precise adjustment of the speed to the attachment.

- **Road travel:** 100% of the engine power acts on the travel drive. Full tractive force already at 1300 1/min.
- **Mowing:** 30-70% of the engine power is applied to the traction drive. Full tractive force from 1400 1/min.
- **Snow blowers:** 10-20% of engine power is applied to travel drive. Full tractive force from 2000 1/min.
- **Proportional:** 30-70% of the engine power is applied to the traction drive. Automotive or proportional drive is selected simply by pressing a button.

**TipTronic:** The range of movement of the travel lever proportionally maps the travel speed range. The maximum speed can also be restricted via TipTronic, but without limiting the range of movement of the travel lever. This enables extremely precise and sensitive speed control.

## Hydraulics

**Front and rear linkage:** The standard hydraulic output of the model series of 40 l/min can be extended to 55 l/min as an option. The powerful linkages enable the simultaneous operation of a wide range of attachments. The category I & II front linkage has a lifting capacity of 2,000 kg and a standard side shift of 630 mm. The rear linkage corresponds to category II with a lifting capacity of 1 800 kg. When coupling or uncoupling the attachments, the „lifting“ and „lowering“ linkage functions as well as a freely selectable control unit can be operated from the outside.



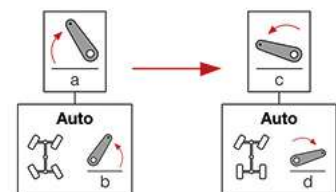
**Relief hydraulics:** The relief hydraulics allow the attachment to glide over the ground with freely adjustable contact pressure. Together with the laterally oscillating implement suspension, this results in precise adaptation to the course of the terrain and guarantees clean work results.



**Vibration absorption:** The Terratrac's front hydraulics and optional rear hydraulics compensate for vibrations from the attached implements and absorb shocks. This enables faster shifting, improves driving safety, increases driving comfort and protects the machine.



**Automated work sequences:** The linkage function combines recurring work steps in an automated sequence. As an example, when mowing, after raising the front mower (a) for the turn, the machine can automatically engage four-wheel steering and raise the rear conditioner (b). If the operator lowers the front linkage again, (c) the front steering activates again and the rear implement lowers (d). The linkages are freely programmable, either simultaneously or with a delay, and save a lot of time during maneuvering.



## Workplace

**Cockpit:** The modern cockpit impresses with plenty of space and an ergonomic arrangement of the controls. Holders for the cell phone and a drinking bottle up to 1.5l are within reach for the driver. For even more comfort in the panoramic cabin, heating, dust filter and air conditioning are optionally available.

**Operating concept:** The display instrument with color display always informs the driver about all important data. With the multifunctional travel lever, the direction of travel can be changed without stopping and all implements can be controlled quickly and precisely with just one finger. The intuitive operating concept of Aebi vehicles is used across all products and remains the most innovative system on the market.

**Comfort seat and swivel device:** For even greater driving comfort, the seat can be supplemented with an air suspension system that absorbs strong shocks. The optional swiveling device allows the driver to sit upright in steep shift line drives.



**Cooling system & reversible fan:** The fan intensity of the cooling system is regulated based on demand. The large-sized cooler is easily accessible and can be easily folded up for cleaning. The optionally available reversible fan automatically changes the direction of rotation at intervals during operation.



**Lighting:** The adjustable, high-positioned worklights provide optimum illumination of the working environment. Optionally, the vehicle lighting is also available with LED bulbs.



**Pneumatic braking system:** A pneumatic 2-line braking system is optionally available for the TT 281+. It ensures safe maneuvering in steep terrain and allows a maximum trailer load of 6,500 kg.



## Agricultural technology

In agricultural applications, the TT 241+ / TT 281+ is a convincing choice for:

- Mowing
- Forage harvesting
- Litter harvesting in wet areas
- Pasture care
- Fertilizing



## Municipal technology

In municipal technology, the TT 241+ / TT 281+ shows its strengths to the full in the following work and areas of application:

- Maintenance of embankments and dams
- Management of parks and green areas
- Mowing in wet areas and nature reserves
- Cleaning of traffic routes



## Winter service

As a year-round equipment carrier, the TT 241+ / TT 281+ is also available for use in the cold season with:

- Snow plow
- Snow blower
- Spreader



## Sports field and slope maintenance

The Aebi Terratracs are suitable for the maintenance of sports facilities and infrastructure:

- Maintain golf courses
- Management of football pitches and sports fields
- Maintenance of green areas in ski resorts



## Tires

### Tires

The basic equipment of the tires is adjusted to the future operating terrain. This gives each machine excellent traction and the best safety on slopes.

These properties can be further improved with the dual tires. The dual tires can be mounted easily and conveniently thanks to quick-release fasteners.

### Ground protection

The wide low-pressure tires and additional dual tires that can be mounted at the front and rear provide a large contact area. Together with the low dead weight of the Terratrak, this results in only a low ground surface pressure. This protects the turf and results in virtually no soil compaction.

### Base tires | Dual tires | Turf tires



440/50 R17 Terra



425/55 R17 AS



440/50 R17 Terra 7.50-18/17



425/55 R17 AS 7.50-18/17



500/50 R17 Rasen

## Gallery



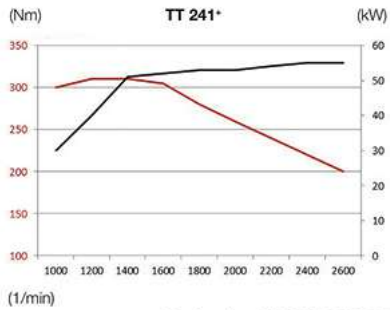


## Variants

### TT 241+



55 kw / 75 hp  
310 Nm @ 1 100 1/min  
Stage V  
4.5 t max. total weight

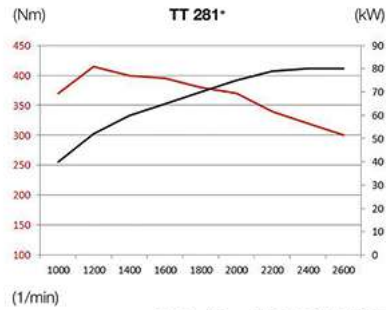


Turbodiesel VM R754ISE5

### TT 281+



80 kw / 109 hp  
420 Nm @ 1 100 1/min  
Stage V / Euro 6c  
4.5 t max. total weight



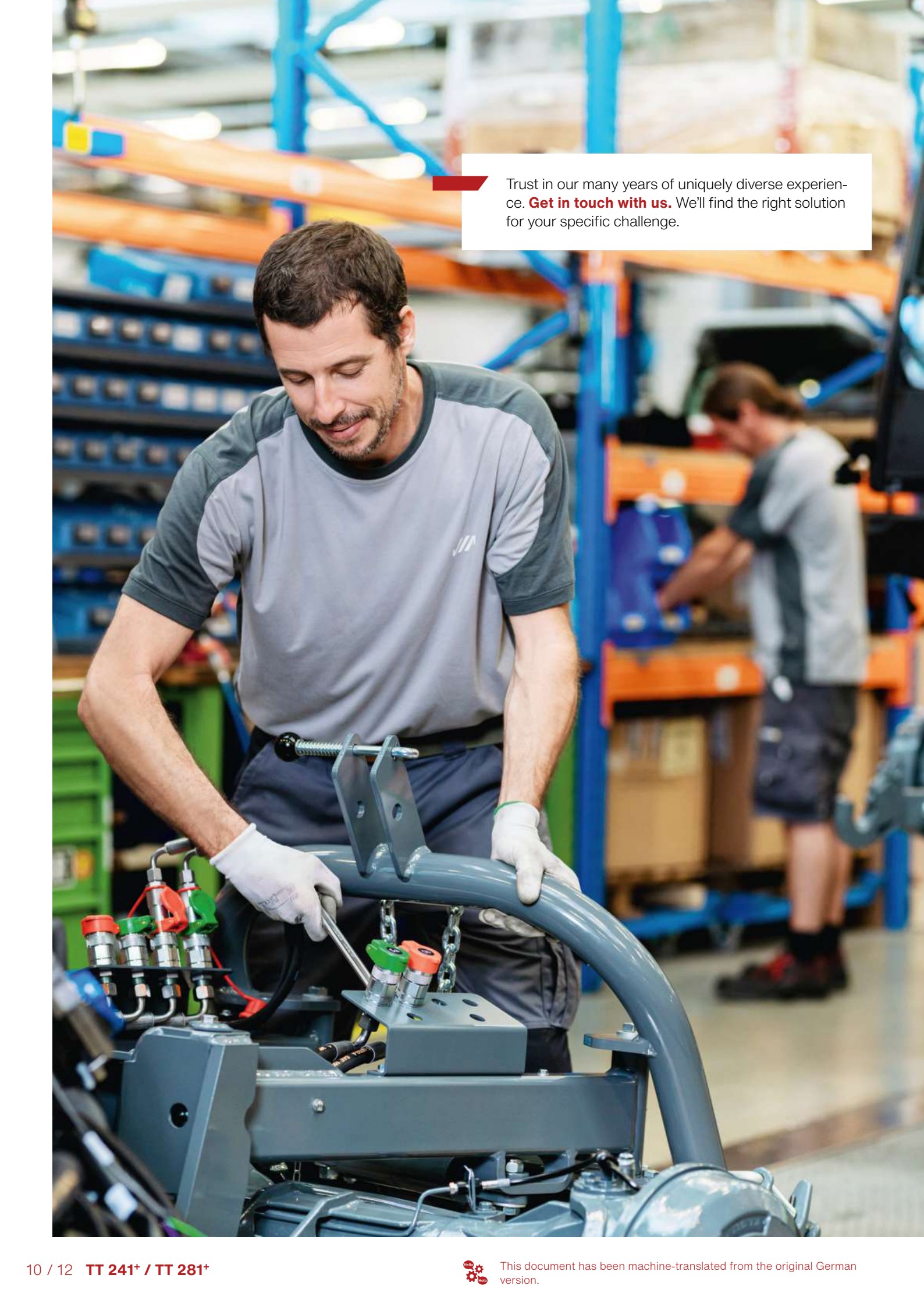
Turbodiesel VM R754EU6C

## Related products

### TT 206+ / TT 211+

Slope tractor





Trust in our many years of uniquely diverse experience. **Get in touch with us.** We'll find the right solution for your specific challenge.



## Technical data

	TT 241 <sup>+</sup>	TT 281 <sup>+</sup>
<b>Chassis and tires</b>		
Centre differential torsen / T-Traction	option	option
Front steering	yes	yes
All-wheel steering	yes	yes
Rear steering	yes	yes
Crab steering	yes	yes
Turning circle	3,300 mm	3,300 mm
Basic tires	440/50 R17	440/50 R17
Twin tires at front and rear	option	option
<b>Drive system - Engine</b>		
Engine type	FCA R754ISE5	FCA R754EU6C
Number of cylinders	4	4
Exhaust emission	Stufe V	Stufe V / Euro 6c
Displacement	2,970 cm <sup>3</sup>	2,970 cm <sup>3</sup>
Fuel	Diesel	Diesel
Performance	55 kW (75 HP) @ 2,600 1/min	80 kW (109 HP) @ 2,600 1/min
Max. torque at speed	310 Nm @ 1,100 1/min	420 Nm @ 1,100 1/min
Torque rise	24 %	43 %
Drive	Stepless hydrostatic	Stepless hydrostatic
Electrohydraulic PTO clutch	yes	yes
Diesel tank capacity	90 l	90 l
Ad Blue tank capacity	-	14 l
Hydraulic output	40 l/min	40 l/min
<b>Electrics</b>		
Battery capacity	100 Ah	100 Ah
<b>Lifting gears</b>		
Front lifting frame with side shift	yes	yes
Side shift left	315 mm	315 mm
Side shift right	315 mm	315 mm
Lifting capacity front	2,000 kg	2,000 kg
Lifting capacity rear	1,800 kg	1,800 kg
Relief and vibration damping front	yes	yes
Relief and vibration damping rear	option	option
<b>Cabin and equipment</b>		
Fully glazed driver's cab, heating/defrosting unit	yes	yes
Bottle holder	yes	yes
Universal box	yes	yes
Mobile phone holder	yes	yes
Document compartment	yes	yes
Radio pre-installation	yes	yes
Air conditioning unit automatic	yes	yes
On-board computer	yes	yes
Multifunctional control lever	yes	yes
Parking brake automatic	yes	yes
<b>Speed</b>		
Speed slow range	20 km/h	20 km/h
Speed fast range	40 km/h	40 km/h
<b>Dimensions</b>		
Length incl. lifting gears	4,090 mm	4,090 mm
Width with single tires	2,110 mm	2,110 mm
Width with twin tires	2,620 mm	2,620 mm
Height	2,220 mm	2,220 mm
<b>Weights</b>		
Empty weight	2,800 kg	2,850 kg
Total weight	4,500 kg	4,500 kg
Max. permissible front axle load	2,600 kg	2,600 kg
Max. permissible rear axle load	2,600 kg	2,600 kg

	<b>TT 241+</b>	<b>TT 281+</b>
Towing capacity unbraked	1,500 kg	1,500 kg
Towing capacity braked (overrun brake system)	3,500 kg	3,500 kg
Trailer brake system (pneumatic)	-	6,500 kg



© Aebi Schmidt Group  
[www.aebi-schmidt.com](http://www.aebi-schmidt.com)

Aebi Schmidt Holding AG  
CH-8050 Zurich, Switzerland

All rights reserved. Technical data is  
subject to change.  
Illustrations are not binding. Errors and  
amendments excepted.

Document created on 11 FEB 2024

